

LAB REQUIREMENTS

Digital Scans and Bite Registrations accepted in STL file for all sleep appliances.

PRODUCTS	LAB REQUIREMENTS	DESIGN OPTIONS	REPAIR INSTRUCTIONS
NDX • CLEARDREAM	<ul style="list-style-type: none"> U/L PVS impressions or digital scans/bite A bite registration Open bite with 5mm opening in the posterior area A George Gauge bite is recommended. ClearDream Bite Technique is acceptable. 	<ul style="list-style-type: none"> Can adjust to allow for softening in warm water for insertion Can add elastics to the appliance 	<ul style="list-style-type: none"> Repairs should be done by the lab For relines, it is recommended to make a new appliance
PANTHERA • D-SAD • X3	<ul style="list-style-type: none"> U/L PVS impressions or digital scans/bite Protrusive bite at maximum Recommend 2mm George Gauge 	<ul style="list-style-type: none"> Can add elastics for mouth breathers Many designs available 	<ul style="list-style-type: none"> Minor adjustments possible For major dentition changes, remake appliance
SOMNODENT • STANDARD • FLEX • FUSION • HERBST ADV.	<ul style="list-style-type: none"> U/L accurate models or digital scans/bites Protrusive bite is required: 60% of measured protrusive ability and 4-5mm clearance between U/L anterior incisal edges George Gauge bite fork is recommended Pro Gauge bite fork is recommended SOMgauge bite fork is recommended 	<ul style="list-style-type: none"> Anterior discluder block Elastic hooks for vertical ligation (Standard/Flex only) Anterior airway vent CPAP attachment option 	<ul style="list-style-type: none"> When appliances require relining for better fit, acrylic or clasp repair, screws replaced, screws reset or other alterations, please send appliances along with upper and lower models in good condition.
AIRWAY MANAGEMENT • TAP 3 • DREAMTAP	<ul style="list-style-type: none"> U/L accurate models Protrusive bite is required: 60% of measured protrusive ability and 4-5mm clearance between U/L anterior incisal edges George Gauge bite fork is recommended Pro Gauge bite fork is recommended SOMgauge bite fork is recommended 	<ul style="list-style-type: none"> Add posterior block (arbitrarily placed) Available for dreamTAP & TAP 3: CPAP attachment option 	<ul style="list-style-type: none"> When appliances require U/L bite changes, include a new correct bite registration along with upper and lower models in good condition. <p>IMPORTANT! Appliances made with TL material cannot be repaired or relined.</p>
MYERSON • EMA	<ul style="list-style-type: none"> U/L accurate models No bite required 	Additional bands can be ordered in 1mm increments	



Sleep Therapy CHAIRSIDE GUIDE










MATERIAL PROPERTIES

Brux-eze (Plus) / TAP	Pressure-formed Triple Laminate (TL) / TAP	Hard Acrylic / SomnoDent	FLEX / SomnoDent	Biocryl / EMA
<ul style="list-style-type: none"> Standard material Heat-processed acrylic Customized fit Comfortable Flexibility in hot water Fits, even if not worn regularly On-call flexibility Material memory Maintains fit Repairable and relineable 	<ul style="list-style-type: none"> Consists of 3 layers of EVA material Tooth layer is soft; 2 outer layers are hard Does not require hot water Thin, soft lining Comfortable, flexible gasket retention Very durable Not repairable Not relineable 	<ul style="list-style-type: none"> Standard material Requires ball clasps Heat-processed acrylic Customized fit Durable Maintains fit Repairable Relineable 	<ul style="list-style-type: none"> Special order No clasps required Durable Tooth layer is soft Outer layer is hard Comfortable, flexible gasket retention No hot water required Maintains fit Repairable Relineable 	<ul style="list-style-type: none"> Does not require hot water Standard material Not repairable Not relineable

DESIGN FEATURES

SELECTION

PRODUCT	DESCRIPTION	ADJUSTMENT CAPABILITY	LATERAL ABILITY	FACIAL DESIGN	TONGUE SPACE	MATERIAL CHOICES	USE INDICATORS	SEATING & ADJUSTMENT
NDX  CLEARREAM®	<ul style="list-style-type: none"> Dorsal appliance with “fins” on L arch Titratable posterior hardware on U arch 	5.5mm protrusive titration from bite registration	Minimal	<ul style="list-style-type: none"> Maxillary open facial Mandibular slight lower incisal coverage 	No tongue encroachment	Clear 450®	<ul style="list-style-type: none"> Snoring Mild to moderate obstructive sleep apnea (OSA) in adults Contraindications include: Loose teeth or advanced periodontal disease, missing 1st and 2nd molars 	<ul style="list-style-type: none"> Do not heat to seat Adjust screws: Full clockwise rotation = 0.25mm protrusive movement
Panthera™  D-SAD™ & X3	<ul style="list-style-type: none"> CAD/CAM U/L bite splints connected with titrated rods Small device with minimal bulk Biocompatible No porosity and hydrophobic 	Titration in 0.5mm increments	Minimal	Available in full coverage, cap, no coverage	No tongue encroachment	CAD/CAM polymer nylon (organic polyamide 12)	<ul style="list-style-type: none"> Small size, easy adjustment, titration and insertion/removal Custom designs-wide range of plateaus and bands available Indicated for bruxers Contraindications for very short or multiple missing molars 	<ul style="list-style-type: none"> Easy insertion Rods 21-35mm adjusted in 0.5mm increments
SomnoDent®  STANDARD & FLEX	<ul style="list-style-type: none"> Separate U/L full-coverage bite splints with side ramps and buccal-placed advancing screws Clasp retained (Standard only) 	5-6mm protrusive/retrusive	2-6mm	<ul style="list-style-type: none"> Buccal screw mechanisms Standard: Short coverage with ball clasps for retention FLEX: Long coverage for retention Smooth labial 	<ul style="list-style-type: none"> No tongue encroachment Contoured lingual flanges 	<ul style="list-style-type: none"> Hard acrylic with clasps FLEX 	<ul style="list-style-type: none"> No tongue interference for patients with narrow arches, lingual tori or large tongue Stable posterior support Separate appliances make seating easier Patients can open and close mouths during sleep Patients feel less confined Easily titratable during sleep Limited lateral movement Clasp retained (except FLEX) Edentulous arch 	<ul style="list-style-type: none"> May need to adjust clasps for retention Standard & Flex: Adjust screws: 1 turn (in direction of arrows) = 0.10 mm protrusive 1 mm = 10 turns Adjust winglets: (Fusion) = 0.10 mm protrusive. 1 mm = 10 turns (Herbst Adv.)
SomnoDent®  FUSION™ & HERBST ADVANCED™	<ul style="list-style-type: none"> Separate U/L full-coverage bite splints with side ramps and buccal-placed interchangeable wing for advancement (Fusion) Clasp retained (Herbst) Calibrated screw for adjustments on Herbst Adv. 	8.5mm protrusive/retrusive						
Airway Management™  TAP® 3	<ul style="list-style-type: none"> Separate U/L, full-coverage bite splints Option of anterior hook-and-slot mechanism positioning hooks with lingual bar Smaller profile hook, separate key 	<ul style="list-style-type: none"> 6mm protrusive/retrusive Rear position adds 5mm 	4-5mm	<ul style="list-style-type: none"> Smooth buccal Long coverage for retention Incisal screw port Separate key 	Hook and slot in anterior lingual region	<ul style="list-style-type: none"> Plus: Brux-eze TL: Pressure-formed triple laminate 	<ul style="list-style-type: none"> Patients feel less confined Separate appliances make seating easier Easily titratable in the mouth during sleep Hardware is in the anterior tongue space No clasps to adjust TAP 3: Smaller screw mechanism dreamTAP: More room for tongue 	<ul style="list-style-type: none"> If TAP TL: Do not heat to seat If TAP Plus: Heat in hot water (175°F) until flexible to seat fully (fits tighter as it cools) Adjust screws: Full clockwise rotation = 0.25mm
Airway Management™  DREAMTAP	<ul style="list-style-type: none"> Separate U/L, full-coverage bite splints Hardware or anterior + labial, leaving more room for patients with large tongue 3 hook sizes 	12-15mm protrusive/retrusive	7-8mm	<ul style="list-style-type: none"> Labial screw mechanism Long coverage for retention Incisal screw port Separate key 				
Myerson®  EMA®	<ul style="list-style-type: none"> Separate U/L, full-coverage bite splints with interchangeable elastic straps for advancement 	14mm protrusive/retrusive	Ample lateral movement	<ul style="list-style-type: none"> Buccal button attachment and interchangeable straps Long coverage for retention 	No tongue encroachment	Pressure-formed biocryl	<ul style="list-style-type: none"> No tongue interference for patients with narrow arches, lingual tori or large tongue Not for heavy bruxers 	<ul style="list-style-type: none"> Do not heat to seat